



HERCULES TROMMELS

Heavy Duty Trommel Screen



CLEANING

SCALPING

SIZING

RIP RAP

RECYCLIING

OVERBURDEN


- * Rapid on site set up.
- * Static or Mobile options.
- * Reciprocating feeder.
- * Live drive barrel rotation.
- * Long life rollers & roller paths.
- * Quality designed and engineered.
- * Low maintenance.
- * High throughput.

- * Modular design.
- * Wear resistant liners on hopper & feeder.
- * Heavy duty barrel design.
- * Variable speed feeder & barrel.
- * High reliability.
- * No permanent operator required.
- * High efficiency screening.


Heavy Duty Trommel Screen




Heavy duty Feed Hopper stiffened with plate & sections. Tapered feed opening giving unrestricted transition from Feeder to Barrel.



Barrel constructed from bar and plate rings, fully welded and stress relieved. Fully machined ends help to relieve bolt stresses at joints.



Live drive is by hydraulic motors powering a pair of forged steel rollers, driving the machined hardened steel support section.



Reciprocating Feeder operated by two hydraulic cylinders giving an even stroke and an option to vary the speed to suit the duty.



Drive, Support and Thrust rollers are easily accessible through the cassette base. Which can be easily removed if necessary



Optional chutes. Two chutes splitting one barrel to two sides of the machine giving two products. One chute from one barrel ideal for feeding onto a stockpile conveyor.



Power is by hydraulic pumps driven by either an electric motor or a diesel engine. Controls are handled by a PLC making adjustments simple. With continuous monitoring of all key items.



Skid frame for mounting the machine on. Reduces the cost of foundations as it eliminates concrete walls. Standard with the mobile machine.

Technical Data

Model	1.5	1.8	2.1	2.3	3.0
Capacity Tonnes Per Hour	300	500	750	1000	1500
Maximum feed size mm	750	900	1050	1200	1600
Maximum screen size mm	450	600	750	900	1000

Plant capacities are based in metric tonnes of average feed material weighing 2700kgs per cubic metre of a size that will readily pass from the feed hopper without bridging. Capacities may vary by 25% depending upon the type of material, gradation of feed, method of feeding, moisture and clay content, bulk density and friability of the feed. Excessive undersize may cause packing and excessive wear. It is not recommended to continuously feed maximum size stone. If screen openings below 100mm form a large percentage of the overall barrel length capacities may vary by 30%. The maximum feed size stated is the maximum dimension along the longest face of the feed material. Note the HT182M has a maximum screen size of 488mm.

Stalex Engineering Ltd
Elms Lodge Barns, Melton Road
Barrow Upon Soar, Leics. LE12 8HX
Tel: +44 (0) 1509 416101
Fax: +44 (0) 1509 413754
Email: info@herculestrommels.co.uk
Web: www.herculestrommels.co.uk



Stalex Engineering Ltd
Prees Industrial Estate, Prees
Whitchurch, Shropshire, SY13 2DJ
Tel: +44 (0) 1948 840840
Fax: -44 (0) 1948 841147
Email: info@stalex.co.uk
Web: www.stalex.co.uk